

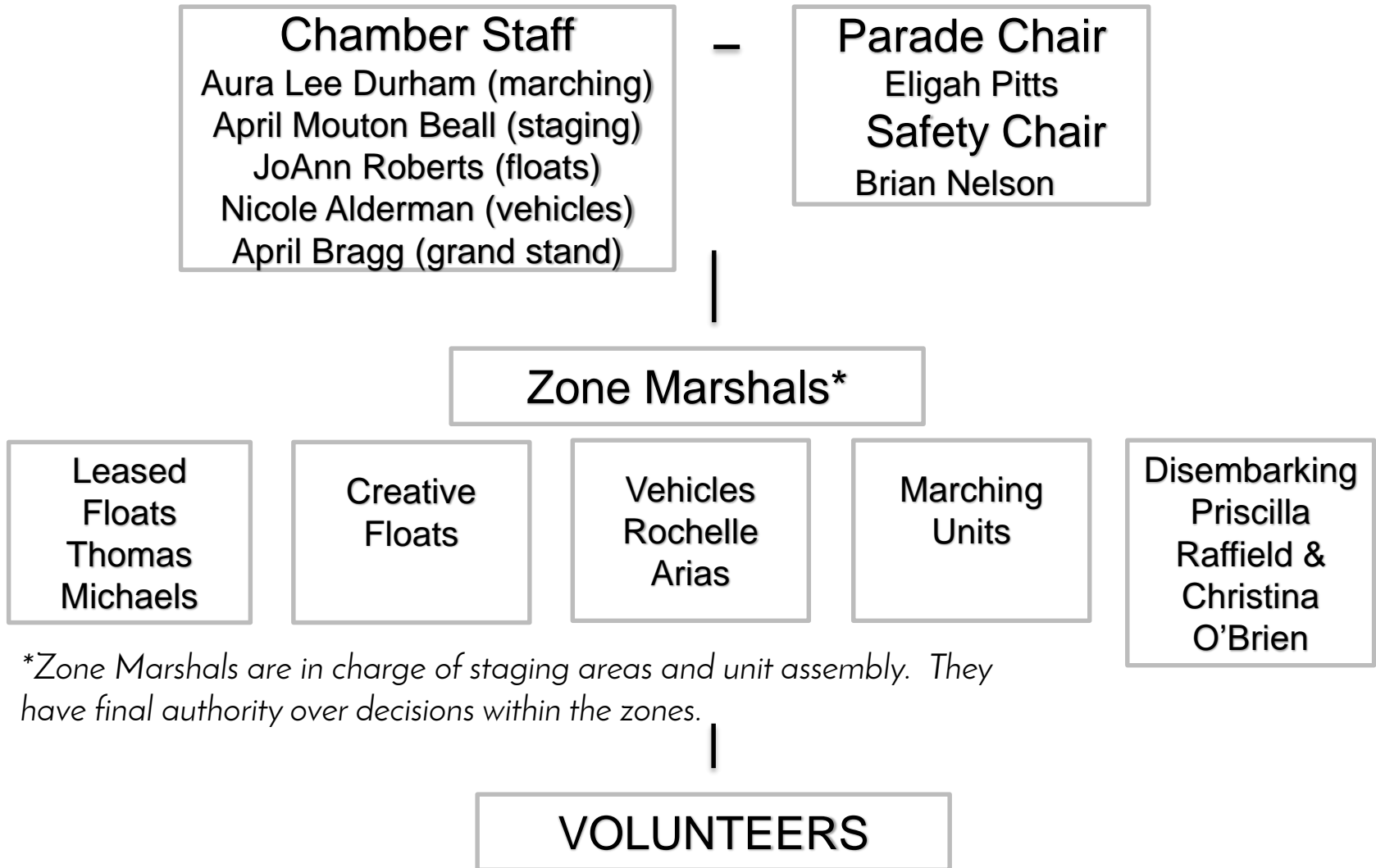


2015 Safety Briefing

Welcome to the 58th Annual Robins Regional Christmas Parade

- ❖ 2015 Theme: "Christmas at the Movies"
- ❖ Grand Marshall: local hero & "Rookie Firefighter of the Year" for Georgia, Jonathan Clark.

Parade Chain of Command



**Zone Marshals are in charge of staging areas and unit assembly. They have final authority over decisions within the zones.*

**Volunteers (and staff) working the parade will be wearing orange safety vests at all times.*

Safety is our # 1 Priority.

- ❖ Please report any accidents to the nearest police or parade official.
- ❖ Failure to abide by parade rules will result in ejection from the parade and possibly exclusion from future Chamber events.
- ❖ Participation in the Robins Regional Christmas Parade is a privilege; not a right.

Mandatory Safety Briefing

- ❖ All drivers and safety officers must attend safety briefing in order to participate. It is the unit safety officer's responsibility to communicate **ALL** the rules to their unit(s).
- ❖ Numbers for units will be issued at the briefing, excluding participants with leased floats.

General Parade Rules

- ❖ Only one “Santa Claus” is allowed. This person will ride on the Chamber float; last parade unit.
- ❖ Music is encouraged but only Christmas Parade theme music may be played. Zone Marshals will approve volume level.

DO YOU REMEMBER THE TIME?

- ❖ A member of your unit **MUST** be at your designated staging area by **8:30 a.m.**
- ❖ The remainder of your unit should be in place by **9:00 a.m.**
- ❖ Be ready to move by **9:30 a.m.**
- ❖ Units that arrive late will forfeit their place in the parade.

**As Safety Officers, you
are responsible for your
group's safety.**

- ❖ **Once a unit leaves the staging area, no one may get on or off the unit until it reaches the dismount area.**

Safety FIRST!

- ❖ Passengers should remain seated on units unless the Zone Marshal has determined that firm handholds are sufficient for participants to safely stand.
- ❖ Movement of march units out of the staging areas begins on the order of the Parade Committee Chairman.

Timeline for Parade Start

9:15am - Close N. Houston Rd

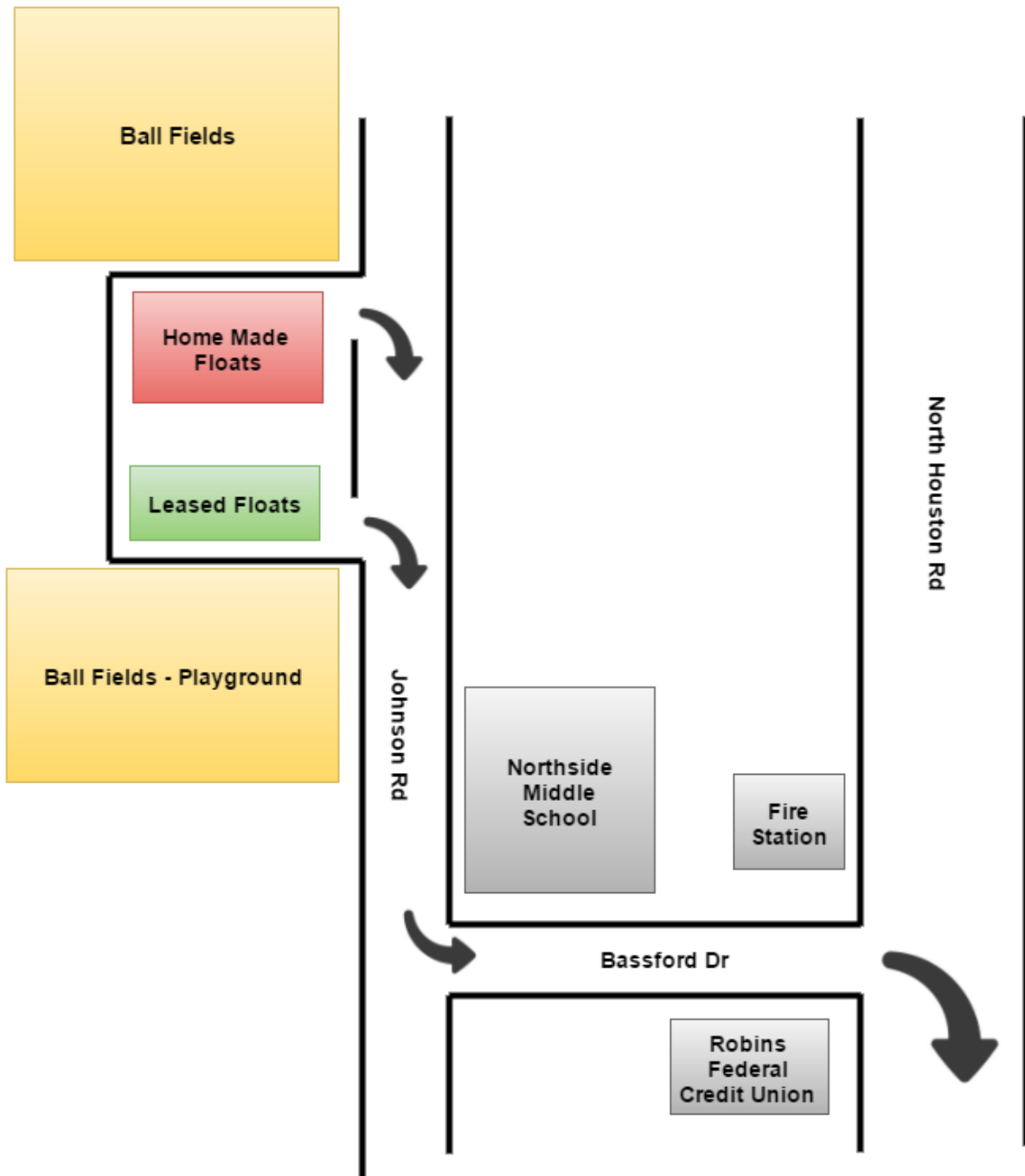
9:35am - Zone Marshal send Floats

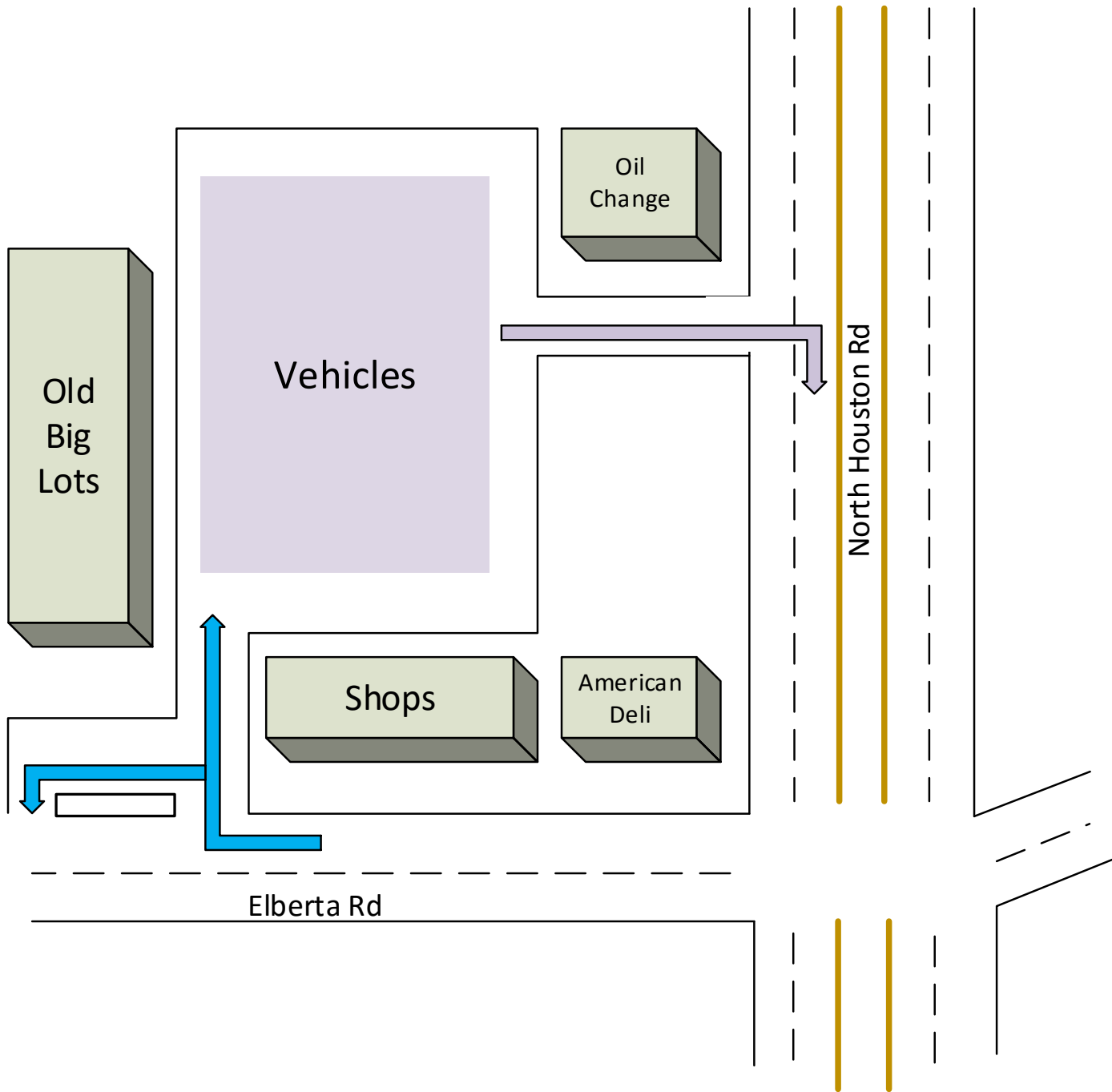
**9:40am - Zone Marshals send Vehicles
and Close Watson Blvd**

9:50am - All units arrive at merge point

9:55am - Units arrive at Parade Start Line

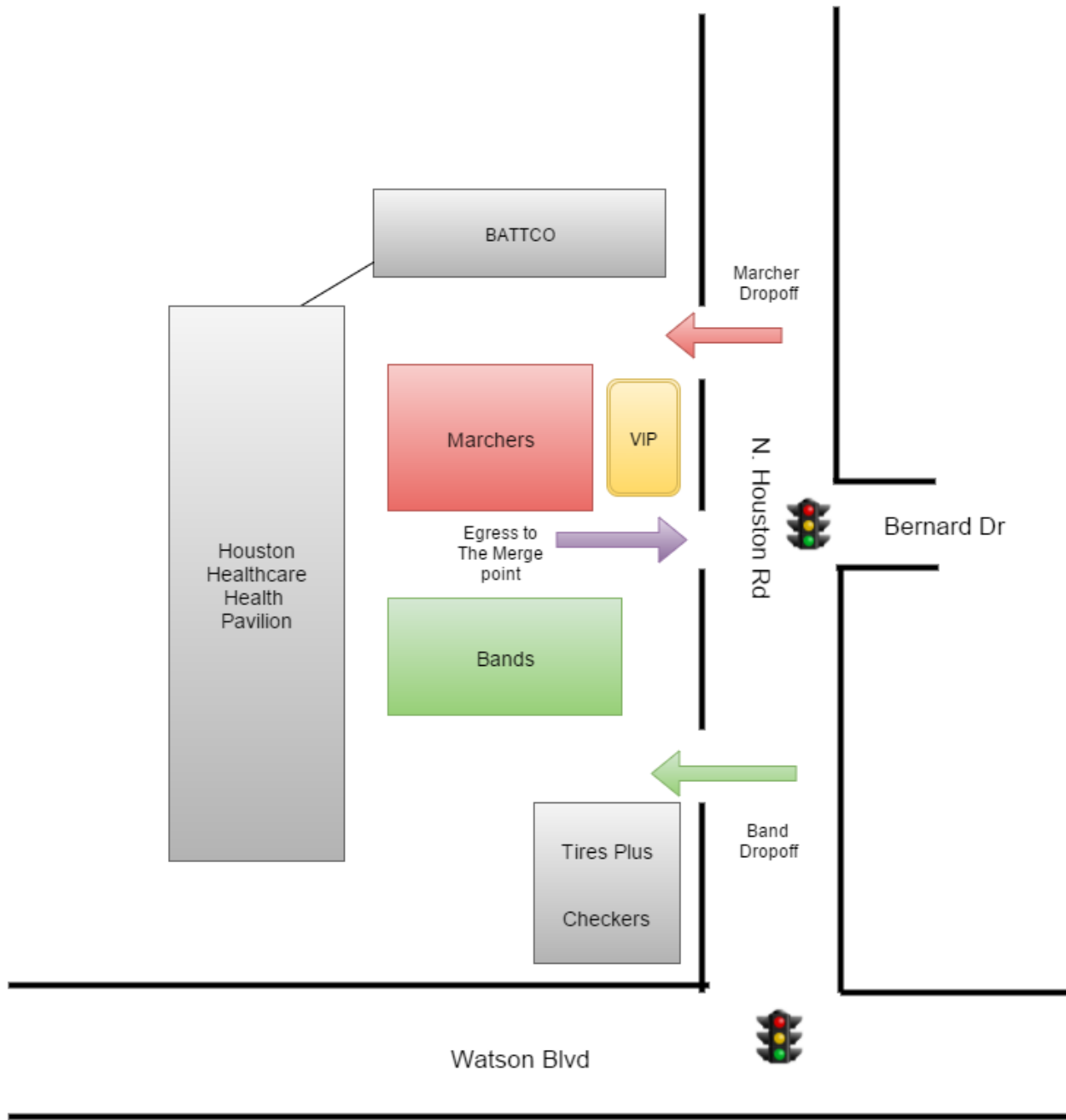
10:00am - Start Parade





NEW THIS YEAR





BATTCO

Houston Healthcare Health Pavilion

Marchers

VIP

Egress to The Merge point

Bands

Tires Plus

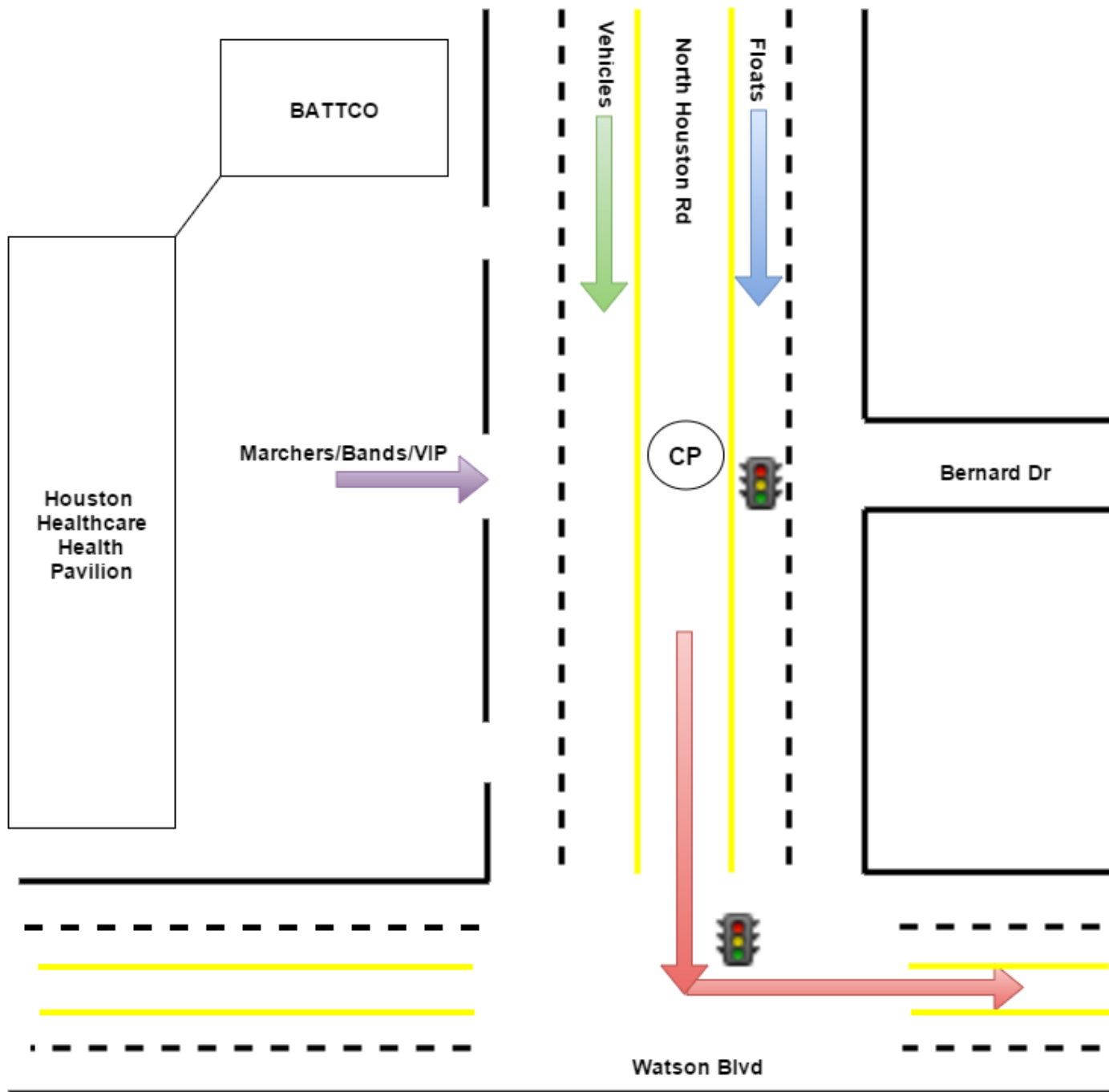
Checkers

Marcher Dropoff

N. Houston Rd

Bernard Dr

Watson Blvd



Along the Parade Route

- ❖ Young children must have adult supervision at all times.
- ❖ If a vehicle or float also has people marching alongside, maintain a distance of 6 feet from the unit.
- ❖ Dangling legs over the side of a vehicle or float is **PROHIBITED**.

Along the Parade Route

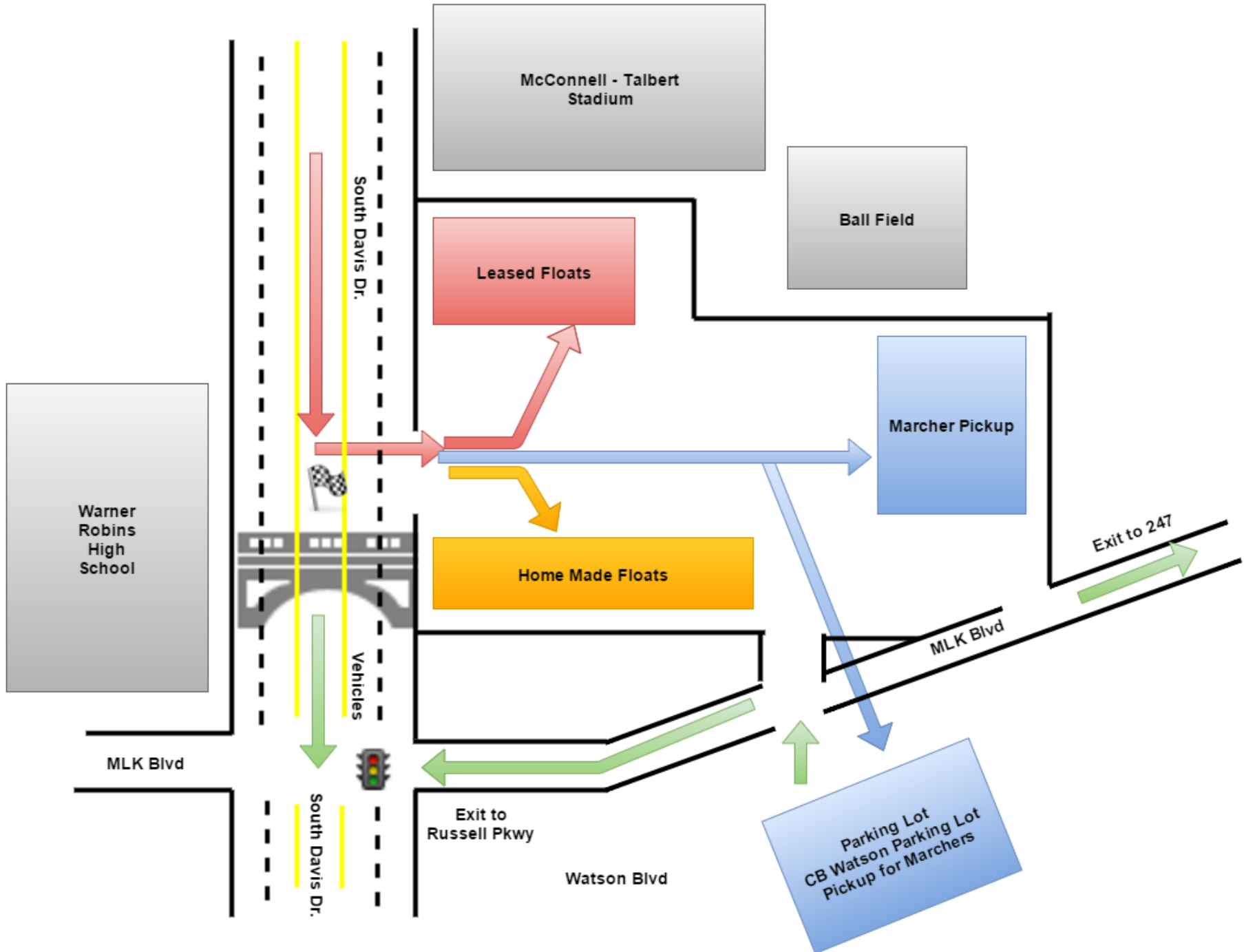
- ❖ Nothing may be thrown or distributed in any manner from vehicles, floats or marching/walking units to spectators
- ❖ There will be no physical contact between parade participants and spectators

Along the Parade Route

- ❖ During the parade, drive in the center lane of Watson Blvd and South Davis Dr.
- ❖ Avoid sudden stops or starts.
- ❖ March units will maintain an interval of between 25 and 50 feet from the unit in front of them during the parade.

Along the Parade Route

- ❖ Marching units and special shows should perform while moving to avoid a standstill. If parade stops, units may use this time to **BRIEFLY** perform in place.
- ❖ If unit breaks down, driver will attempt to move the vehicle. Passengers will not get off unit until instructed to do so by Police or a Parade Official.
- ❖ **DO NOT** stop at the parade termination point; which is the S. Davis Dr Entrance to the parking lot at McConnell-Talbert Stadium.



Happy
Holidays

from all of us at...

Robins
REGIONAL CHAMBER